





Contents

目录

1. World famous brand	1
1.1 KSB Pump	1
1.2 Xylem pump	3
1.3 Grundfos pump	5
1.4 Wilo pump	7
1.5 TSURUMI pump	10
1.6 DAB pump	14
2. Suou brand	17
2.1 Clear water pump	17
2.2 Sewage pump	20
2.3 Industry pump	25
2.4 Mixer	26
2.5 Meterting pump	26
2.6 Household pump	31
2.7 Solar pump	35
2.8 Pump unit	37
3. Control cabinet	38
4. Accessory	39




World famous brand


KSB Pump

KSB Germany is a world-renowned modern manufacturer of pumps and valves, one of the three largest pump and valve manufacturing companies in the world, and an international company. The business areas include construction services, industrial and utility water supply, energy sector, and mining, in order to maximize customer satisfaction.


In-line Pump - Etaline series

	Technical data: Q [m ³ /h]: max.850 H [m] : max.140 DN: 32 - 200 p [bar]: max.16 T [°C]: -30 to +140	Description: Single-stage volute casing pump in in-line design with standardised motor; pump shaft and motor shaft are rigidly connected. Applications: <ul style="list-style-type: none"> ▪ Hot water heating systems ▪ cooling circuits ▪ air-conditioning systems ▪ water supply systems ▪ service water supply systems and industrial recirculation systems.
---	---	---


Closed-coupled Pump -Etabloc series

	Technical data: Q [m ³ /h]: max.755 H [m] : max.160 DN: 25-150 p [bar]: max.16 T [°C]: -30 to +140	Description: Single machine direct coupled single-stage radial split vortex shell, rated power in accordance with EN 733 standard, with replaceable shaft sleeve and pump body sealing ring. Applications: <ul style="list-style-type: none"> ▪ Water supply systems ▪ Cooling circuits ▪ Fire-fighting systems ▪ General irrigation systems ▪ Heating systems ▪ Spray irrigation systems ▪ Swimming pools ▪ Drainage systems ▪ Air-conditioning systems
---	---	---



Standardised Water Pump -Etanorm series

	Technical data: Q [m ³ /h]: max.1368 H [m] : max.160 DN: 25-150 p [bar]: max.16 T [°C]: -30 to +140	Description: Horizontal volute pump, single-stage, rated power and main dimensions comply with EN 733 standard, with bearing bracket, back suction design, replaceable shaft sleeve/sleeve and pump body sealing ring. Applications: <ul style="list-style-type: none"> ▪ Water supply systems ▪ Swimming pools ▪ General irrigation systems ▪ Heating systems ▪ Spray irrigation systems ▪ Cooling circuits ▪ Fire-fighting systems ▪ Drainage systems ▪ Air-conditioning systems
---	--	---




Axially Split Volute Casing Pump -omega/RDLO series		
	Omega Technical data: Q [m ³ /h]: max.4000 H [m] : max.220 DN: 80-400 p [bar]: max. 25 T [°C]: 0 to +140	Description: Single stage longitudinally split volute pumps installed horizontally or vertically, with double suction radial impellers and connecting flanges that comply with DIN, EN, or ASME standards.
	RDLO Technical data: Q [m ³ /h]: max.18000 H [m] : max.300 DN: 350-900 p [bar]: max. 30 T [°C]: 0 to +140	Applications: handling pure, raw and industrial water as well as seawater in. <ul style="list-style-type: none"> Water works Irrigation and drainage pumping stations Power stations Industrial water supply General applications in the petrochemical industry Marine and offshore engineering Seawater desalination
Waste Water Submersible Motor Pump--Amarex-KRT series		
	Technical data: Q [m ³ /h]: max.10080 H [m] : max.120 DN: 40-700 p [bar]: max. 12 T [°C]: 0 to +60	Description: Vertical single-stage submersible pump, motor and pump directly connected, multiple impeller designs, can be installed wet or dry, can be fixed or mobile, and the pump design complies with ATEX standards.
		Applications: <ul style="list-style-type: none"> Waste water management Disposal Service water supply systems Waste water treatment plants Sludge disposal
Heat Transfer Fluid/Hot Water Pump in Back Pull-out Design -HPK/HPK-L series		
	Technical data: Q [m ³ /h]: max.4800 H [m] : max.275 DN: 25 to 400 p [bar]: max.40 T [°C]: 5 to +240(hot water) to +400(thermal oils)	Description: Horizontal, radially split volute casing pump in back pull-out design with radial impeller, single-entry, single-stage, in accordance with EN 22 858/ISO 2858/ISO 5199. Complemented by pump sizes DN 25 and DN 200 to DN 400.ATEX models are available for purchase.
		Applications: <ul style="list-style-type: none"> General industry Process engineering Heat transfer fluids and hot water systems Energy and heat supply
Standardised Chemical Pump - CPKN series		
	Technical data: Q [m ³ /h]: max.4800 H [m] : max.275 DN: 25 to 400 p [bar]: max.25 T [°C]: -40 to +400	Description: Design Horizontal, radially split volute casing pump in back pull-out design, with radial impeller, single-entry, single-stage, to EN 22 858/ISO 2858/ISO 5199. Complemented by pumps of DN 25, DN 200 and above.
		Applications: Handling aggressive organic and inorganic fluids in the Chemical and petrochemical industries <ul style="list-style-type: none"> Process engineering Sugar industry Biodiesel, bioethanol Seawater desalination Reverse osmosis Condensate Fire-fighting water Hot water Brine Oils Cleaning agents Steel industry Heat transfer fluids



Multi-stage Centrifugal pump - Movitec series		
	Technical data: Q [m ³ /h]: max.192 H [m] : max.415 DN: 32-100 p [bar]: max.40 T [°C]: -20 to +140	Description: Vertical multi-stage high-pressure centrifugal pump, segmented design, with suction and discharge ports of the same nominal diameter arranged relative to each other (pipeline design), direct connection type. ATEX models are available for purchase. Applications: <ul style="list-style-type: none"> Spray irrigation systems General irrigation systems Washing plants Fire-fighting systems Pressure boosting Industrial plants Water supply systems Heating, ventilation and air-conditioning systems Marine applications
Thermal Oil and Hot Water Pump -Etanorm SYT/RSY series		
	Technical data: Q [m ³ /h]: max.2280 H [m] : max.102 DN: 40-200 p [bar]: max.16 T [°C]: -30 to +350	Description: Spiral shell pump, horizontal installation, back suction design, single-stage, performance and size comply with EN 733 standard, radial split volute, volute with cast pump feet, replaceable pump body sealing ring, enclosed radial impeller with twisted blades. Optional ATEX type. Applications: <ul style="list-style-type: none"> Heat transfer systems (DIN 4754, VDI 3033) Hot water circulation


Xylem pump

Xylem's predecessor was ITT's water business department. Xylem's water pump business has expanded to over 150 countries worldwide. It has multiple century old water pump brands under its umbrella, including Flygt, Goulds, Lowara, B&G and more. We mainly strive to achieve scientific water use for clients in the municipal, residential, commercial construction, industrial, and agricultural industries.


Stainless steel centrifugal end-suction electropump with single stage -- eSHS series		
	Technical data: Q[m ³ /h]: max.240 H[m] : max.110 DN: 25-80 P[bar]: max.12 T [°C]: -30 to +120	Description: e-SHS Series Horizontal centrifugal electric pumps according to EN733.Made in AISI 316 stainless steel and equipped with IE3 motors,Back pull design. Applications: <ul style="list-style-type: none"> Process cooling and Process heating Heat recovery Pressure boosting Irrigation systems Water transfer for green houses Liquid transfer with mildly aggressive liquids or environment. Washing and cleaning Water treatment. Diverse OEM applications




Vertical Multistage -- e-SV series

	<p>Technical data:</p> <p>Q [m³/h]: max.160 H [m] : max.330 T [°C]: -30 to +120 DN: 25-125 p[bar]: max.16/25/40</p>	<p>Description:</p> <p>The SV pump is a non-self priming vertical multistage pump coupled to a standard motor. The liquid end, located between the upper cover and the pump casing, is held in place by tie rods. The pump casing is available with different configurations and connection types.</p> <p>Applications:</p> <ul style="list-style-type: none"> • Civil, agricultural • light industry • water treatment • heating and air conditioning
---	---	--


Horizontal centrifugal pump --The e1610 / e1631 series

	<p>Technical data:</p> <p>Q [m³/h]: max.1900 H [m] : max.160 DN: 32-300 p [bar]: max.16/25 T [°C]: -20 to +140</p>	<p>Description:</p> <p>Single-stage centrifugal end-suction pump, the standard pressure is 16Bar, e1610 uses elastic coupling to connect the pump shaft and motor shaft, and is fixed on the base, with mature post-pull design. The e1631 uses a rigid coupling through the keys and the standard motor shaft extension, and the impeller is assembled and fixed on the shaft extension of the short shaft. The pump body and the motor flange are connected by the connection frame.</p> <p>Applications:</p> <ul style="list-style-type: none"> • water supply, heating • air conditioning system • pressurized water supply • fire sprinkler system • spraying irrigation • swimming pool • fountain water supply and so on.
--	--	---

Flying force sewage pump --steady1300 series


	<p>Technical data:</p> <p>Q [L/S]: max.500 H [m] : max.74 DN: 32-300 Power (kw) : 0.75-50 T [°C]: +40°C Diving depth: max.20m Medium PH: 5.5-14</p>	<p>Description:</p> <p>The fault-free operation of steady flygt 1300 series products is the original development intention of this product. Hydraulic designs with semi-open impeller and spiral release grooves have been shown to long reduce blockage and maintain efficiency. This type of submersible pump operation is simple and long and durable, even in harsh conditions also live up to the mission.</p> <p>Applications:</p> <ul style="list-style-type: none"> • Domestic wastewater pumping station • drainage • sewage pumping station • Domestic wastewater pumping station • regulating reservoir • underground water • Rainwater pumping station
---	--	---

Flying force sewage pump -N series


	<p>Technical data:</p> <p>Q [m³/h]: max.11500 H [m] : max.130 P(kw) : 0.75 ~ 680 DN: 50-800 T [°C]: +40 Depth of immersion: max. 20 m (65 ft)</p>	<p>Description:</p> <p>A submersible pump for efficient pumping of clean water, surface water, and wastewater containing solids or long-fibered material. The pump is designed for sustained high efficiency. For abrasive media, Hard-Iron™ is required. Stainless steel N-impeller is available as an option.</p> <p>Applications:</p> <ul style="list-style-type: none"> • Raw water • rainwater • waste water • sludge • cooling water • industrial drainage • irrigation water
---	--	--




Stainless steel horizontal centrifugal pump --CEA series

	Technical data: Q [m ³ /h]: max.31 H [m] : max.32 p [bar]: max.8 T [°C]: -10 to +110	Description: The single-stage impeller centrifugal water pump has the characteristics of axial water inlet and radial drainage. The structure is tight, the pump and the motor are directly connected, the pump is directly installed on the extended motor shaft, and uses spherical bearings. Applications: • Handling of chemically and mechanically non-aggressive water and liquids •Water supply •Irrigation •Water circulation (cold, hot, refrigerated)
---	--	---

Pipeline pump - GLC series

	Technical data: Q [m ³ /h]: max.800 H [m] : max.160 DN: 50-250 p [bar]: max.16/25 T [°C]: -15 to +120	Description: GLC pipeline pump adopts the most advanced CFD technology to develop hydraulic model, which is simple to maintain, adopts extended shaft structure and has no bearing body parts, which makes the overall size of the pump shorter and effectively saves installation space. Applications: •Heating system •air conditioning system •refrigeration system •water supply and other industrial systems.
--	--	--

Multi-stage high pressure pump - eMP series


	Technical data: Q [m ³ /h]: max.850 H [m] : max.950 DN: 50 - 150 P[bar]: 10/25/40/55 T [°C]: -25 to 140 optional 180° C	Description: The e-MP series is a multi-stage pump, with horizontal and vertical configuration, horizontal axial suction mouth, and radial discharge nozzle. Material has a variety of choices of cast iron, stainless steel, double-phase steel and other material combination. Applications: •Water supply system •Boosting system •Irrigation •fire control •Cooling circulation system •Boiler feedwater •Condensate water •Regional heating •Filtration and ultrafiltration •Cleaning system
---	---	---

Grundfos pump


Grundfos Group is a global supplier of pumps and solutions, founded in 1945. Since its establishment, Grundfos has been committed to the technology and products related to water pumps, providing pioneering solutions to address global water resources and climate challenges, and improving people's quality of life.




Vertical multistage centrifugal pump - CR series

	Technical data: Q[m ³ /h]: max.336 H[m] : max.362 P[bar]: max.10/16/25/40 T [°C]: -30 to +120	Description: Vertical, multistage centrifugal pump with suction and discharge ports on the same level. The pump head and base are in cast iron - all other wetted parts are in stainless steel (EN 1.4301) Applications: commercial air conditioning, commercial heating, irrigation, heating and industrial water supply & transportation.
---	---	--


Horizontal end suction pump - CM series

	Technical data: Q[m ³ /h]: max.31 H[m] : max.136 P[bar]: max.16 T [°C]: -20 to +120	Description: CM is a reliable, quiet and compact horizontal end-suction pump. The modular pump design makes it easy to make customised solutions. CM is available in cast iron and stainless steel. Applications: commercial air conditioning, commercial water pressurization, domestic water pressurization, district heating, irrigation, seawater desalination, heating, industrial cleaning process, industrial water supply and transportation, residential and building water supply, and municipal water distribution.
---	---	---

Single stage pipeline pump - TP series


	Technical data: Q[m ³ /h]: max.4374 H[m] : max.139 P[bar]: max.25 T [°C]: -40 to +150	Description: Grundfos TP pumps are single-stage, close-coupled in-line centrifugal pumps with mechanical shaft seal and primely for applications such as heating/cooling/district energy. The pumps are fitted with fixed speed motors. Applications: commercial air conditioning, commercial heating, district cooling, district heating, drinking water treatment, irrigation, refrigeration, seawater desalination, heating, residential and building water supply, and municipal water distribution.
---	---	---

Endsuction close coupled single stage pump - NBG series

	Technical data: Q[m ³ /h]: max.1300 H[m] : max.250 DN: 32 - 250 P[bar]: max.16/25 T [°C]: -25 to +140	Description: NBG pump is a direct-connected structure, equipped with a fully enclosed fan-cooled standard motor, and its main dimensions meet IEC and DIN standards. The installation method is B35(IM2001) or B5(IM3001). Applications: commercial air conditioning, commercial heating, commercial water pressurization, district heating, irrigation, seawater desalination, heating, industrial cleaning process, residential and building water supply, and municipal water distribution.
---	--	---




Endsuction long coupled single stage pump - NKG series

	<p>Technical data:</p> <p>Q[m³ /h]: max.1300</p> <p>H[m] : max.250</p> <p>DN: 32 - 250</p> <p>P[bar]: max.25</p> <p>T [°C]: -25 to +140</p>	<p>Description:</p> <p>NKG pump is a long shaft structure, equipped with a fully enclosed fan-cooled standard motor. Its main dimensions meet IEC and DIN standards, and its installation method is B3(IM1001).</p> <p>Applications:</p> <p>commercial air conditioning, commercial heating, commercial water pressurization, district heating, irrigation, seawater desalination, heating, industrial cleaning process, residential and building water supply, and municipal water distribution.</p>
---	---	---


Wilo pump

Wilo Group is a leading global supplier of high-quality water pumps and pump systems, primarily used in commercial buildings, municipal water services, and industrial sectors. Wilo was founded in 1872 and has a development history of over 140 years. It is committed to providing intelligent solutions that connect people, products, and services. The Wilo Group is striving to become a digital pioneer in the industry. Wilo Group has approximately 7800 employees worldwide and 60 production bases and sales subsidiaries in over 50 countries and regions worldwide.

High-pressure multistage centrifugal pumps -MHI series

	<p>Technical data:</p> <p>Mains connection: 1~230V,50Hz / 220 V, 60 Hz</p> <p>Mains connection: 3~230V,50Hz(Δ) /265V,60Hz(Δ),/400V, 50 Hz (Y) / 460 V, 60 Hz (Y);</p> <p>Fluid temperature: -15 to +110 °C</p> <p>operating pressure: Max.10 bar</p> <p>intake pressure : Max. 6 bar</p>	<p>Description:</p> <p>Multistage,non-self-priming,horizontal high-pressure centrifugal pump in block design with horizontal suction- and vertical pressure port.The pump has a compact design with a continuous motor pump shaft and a bidirectional mechanical seal.</p> <p>Applications:</p> <p>The pump is suitable for water supply and pressure boosting, industrial recirculation systems, process water and cooling water circuits. It can also be used in washing systems as well as for irrigation.</p>
---	---	---

In-line pump -VeroLine -IPL

	<p>Technical data:</p> <p>Permissible temperature: -20 °C to +120 °C</p> <p>Mains connection: 3~400 V, 50 Hz</p> <p>Protection class: IP 55</p> <p>Nominal diameter: Rp 1 to DN 100</p> <p>operating pressure: Max.10 bar (special version: 16 bar)</p>	<p>Description:</p> <p>Single-stage glanded centrifugal pump with compact in-line design with directly flanged three-phase current motor and one-piece shaft or with lantern and standard motor rigidly connected by coupling (N version). The IPL series is suitable for pipe installation or installation on a base. Mounting brackets are available as accessories. With force-flushed circulation, bidirectional bellows mechanical seal and cavitation-reducing plastic impeller.</p> <p>Applications:</p> <p>Pumping of heating water (acc. to VDI 2035), chilled water and water/glycol mixtures without abrasive substances in heating, chilled water and cooling systems.</p>
---	--	--



Vertical pipeline pump -- Atmos GIGA-I series


Technical data:

Permitted temperature range of the fluid: -20 °C to +140 °C
 ambient temperature: Max. 40 °C
 Mechanical seal: T_{max} = +140 °C.
 Mains connection: 3~400 V, 50 Hz
 Protection class: IP55
 Nominal diameter: DN 32 to 250

Description:

Glanded pump in in-line design with flange connection

Applications:

The universal glanded pump for heating, air-conditioning and cooling applications in large buildings.

Vertical multi-stage pump --Helix First V series


Technical data:

Fluid temperature range:
 -20 to 120 °C
 Max. operating pressure:
 16, 25 or 30 bar
 Protection class: IP 55
 Max. ambient temperature:
 -15 °C – +40 °C

Description:

Non-self-priming, high-efficiency multistage high-pressure centrifugal pump in vertical design with in-line connections

Applications:

Water distribution and pressure boosting; Process water
 Industrial circulation systems
 Closed cooling circuits; Fire-fighting systems
 Washing systems; Irrigation

Vertical high-pressure multistage centrifugal pump - Multivert MVI series


Technical data:

Electrical connection:
 3~400 V (±10 %), 50 Hz
 ≤ 4 kW 230 V/ 400 V; Δ/Y
 > 4 kW 400 V/ 690 V; Δ/Y
 Fluid temperature: -15 to +120 °C
 (with EPDM), (-15 to +90 °C with FKM)
 Operating pressure :
 max. 16/25 bar
 Max. inlet pressure : 10 bar
 Protection class: IP 55

Description:

Non self-priming vertical high-pressure multistage centrifugal pump of in-line design
 The pump shaft and the motor shaft of the IEC standard motor is connected with a clamp coupling. A special lantern roller bearing ensures optimum admission of axial thrusts. Intermediate bearings in the hydraulics guarantee a long service life.

Applications:

water distribution and pressure boosting, industrial circulation systems, process water and cooling water circulation systems, fire-extinguishing systems, washing systems and irrigation. Furthermore, it can be used in fire-extinguishing systems, washing systems as well as for irrigation.

End-Suction Pumps - Atmos Giga B series


Technical data:

Permissible temperature:
 -20 °C to +140 °C
 Mechanical seal: T_{max} = +140 °C.
 Mains connection: 3~400 V, 50 Hz
 Protection class: IP55
 Nominal diameter: DN 32 to 150
 Max. operating pressure:
 16 bar /25 bar

Description:


Glanded pump in monobloc design with flange connection

Applications:


pumping heating water (in accordance with VDI 2035), water-glycol mixtures, cooling water and chilled water without abrasive substances in heating, chilled water and cooling water systems.




Circulating pump -PB series

	<p>Technical data:</p> <p>Mains connection: 1~230 V, 50 Hz Mains connection: 1~220 V, 60 Hz Connection : from ¾" up to 1 ¼" Fluid temperature: 5 to +80°C Ambient temperature: 0 to +40°C Storage temperature: -20 to +60°C Max. inlet pressure: 0.45 to 1.0 bars Max. outlet pressure: 1.35 to 3.1 bars Protection class: 1~: IP X4</p>	<p>Description:</p> <p>Safe and stable pressure boosting for the residential environment. The Wilo-PB is a non-self-priming, single-stage centrifugal pump for automatic water supply and pressure boosting. Thanks to automatic mode, it always ensures stable water pressure.</p> <p>Applications:</p> <p>Residential pressure boosting from a water tank</p>
---	--	---


Peripheral pump -PW series

	<p>Technical data:</p> <p>Mains connection: 1~230 V, 50 Hz / 1~220 V, 60 Hz Connection : from 1" up to 1 ½ " Fluid temperature: 5 to +60°C Ambient temperature: 0 to +40°C Storage temperature : -20 to +60°C Max. inlet pressure: 0.7 to 1.4 bars Max. outlet pressure: 2.9 to 5.0 bars</p>	<p>Description:</p> <p>Easy to delivery and installation. Temperature sensor applied within the motor to preparing for absurdly abnormal driving. Constant pressure, quiet operating with flow switch.</p> <p>Applications:</p> <ul style="list-style-type: none"> - House(apartment, villa etc) for boosting - Water supply for agricultural
--	---	---

Grey water sewage pump --FAG series


	<p>Technical data:</p> <p>Mains connection: 1~230 V, 50 Hz or 3~380 V, 50 Hz Submerged operating mode: S1 Protection class: IP68 Insulation class: F Fluid temperature: 0...40 °C PH: 6 to 9 Liquid density: not more than 1100 kg/m3 Cable length: standard: 10 m</p>	<p>Description:</p> <p>Grey water sewage pump, Wet installation with a suspension unit or portable wet installation.</p> <p>Applications:</p> <p>transport sewagewater, waste water, surface water and clear water in municipal application, building services and part of industrial usage.</p>
---	--	--

Submersible pump -Wilo-Rexa MINI3 series


	<p>Technical data:</p> <p>Mains connection: 1~240 V, 50 Hz Submerged operating mode: S1 Non-immersed operating mode: S3 15% Protection class: IP68 Insulation class: F Fluid temperature: 3... +40 °C (37 ... 104 °F)</p>	<p>Description:</p> <p>Submersible pump for stationary and portable wet well installation in intermittent operation.</p> <p>Applications:</p> <p>the pumping in household (domestic) areas of: Sewage without faeces Wastewater (with small amounts of sand and gravel)</p>
---	---	---




Circulating shielded pump -TOP-S series

	<p>Technical data:</p> <p>Permitted temperature range: -20 to +130 °C</p> <p>Protection class: IP X4D</p> <p>Screwed connection or flange connection : Rp 1 to DN 100</p> <p>Max. operating pressure of standard version: 6/10 bar or 6 bar</p>	<p>Description:</p> <p>Glandless circulator with screwed or flange connection, preselectable speed stages for power adjustment.</p> <p>Applications:</p> <p>Hot-water heating systems of all kinds, industrial circulation systems, air-conditioning systems and closed cooling circuits</p>
---	--	--

Glandless circulation pump -Star-RS series

	<p>Technical data:</p> <p>Permissible temperature range: -10°C to +110°C</p> <p>Mains connection: 1~230 V, 50 Hz</p> <p>Protection class: IP 44</p> <p>Threaded connection: Rp ½, Rp 1 or Rp 1¼</p> <p>Max. operating pressure: 10 bar</p>	<p>Description:</p> <p>Glandless circulator with threaded connection. Preselectable speed stages for power adjustment</p> <p>Applications:</p> <p>Hot-water heating systems of all kinds, industrial circulation systems, chilled water systems and air-conditioning systems.</p>
---	---	---

Small sewage lifting unit -HiSewlift 3 series


	<p>Technical data:</p> <p>Mains connection: 1~230 V, 50 Hz</p> <p>Mains connection cable: 1.5m, with shock-proof plug</p> <p>Fluid temperature: max. 35 °C</p> <p>Pressure connection: DN 32</p> <p>Inlet connection: DN 40</p> <p>Protection class: IP 44</p> <p>Gross tank volume: 14.4 l / 17.4 l / 17.4 l</p> <p>Switching volume: 1 l</p>	<p>Description:</p> <p>Small sewage lifting unit with macerator</p> <p>Components of the system:</p> <ul style="list-style-type: none"> Reliable submersible pump with macerator Built-in non-return valve Active carbon filter Overflow protection Flexible connecting piece <p>Applications:</p> <p>Pumping of sewage containing faeces (according to DIN EN 12050-3) that cannot be piped to the sewer system via a natural downward slope.</p>
---	---	---

TSURUMI PUMP


SHANGHAI TSURUMI PUMP CO.,LTD., as a wholly-owned subsidiary of TSURUMI MANUFACTURING CO., LTD., has introduced advanced equipment, technology, and quality management experience from TSURUMI MANUFACTURING CO., LTD.. It designs and manufactures products based on the basic elements of "reliability", "durability", "economy", and "convenience", and provides Japanese quality products as the principle of production activities. It has received praise from domestic and foreign customers. As the manufacturing base and sales office of TSURUMI pump products in China, Shanghai TSURUMI is constantly growing and expanding.




Submersible Sewage channel impeller pump -NH-B series

	<p>Technical data: Discharge Bore(mm): 80-500 Motor Output(kW): 2.2-150 Pole: 4; 6</p>	<p>Description: The NHB-series is a submersible channel impeller pump designed for handling raw sewage, wastewater and heavy-duty industrial applications, where the pump is subject to complete submersion and requires maximum reliability. A shrouded channel impeller practically prevents internal clogging and enables the pump to efficiently transfer sewage and wastewater containing solid matters.</p> <p>Applications: drainage in various civil infrastructure construction projects, such as tunnel, underground iron engineering, underground pipeline engineering and bridge engineering, etc.</p>
---	--	--


Submersible Sewage Cutter Pump -NH-C series

	<p>Technical data: Discharge Bore(mm): 50-80 Motor Output(kW): 0.75-11 Pole: 2</p>	<p>Description: The NHC-series is a submersible cutter pump. Two sintered tungsten carbide alloy edges are brazed onto the impeller vane, and they rotate on the serrated part of the suction cover. Incoming fibrous materials are cut up by this mechanism, and this prevents clogging in the pump discharge pipes or valves.</p> <p>Applications: raw sewage, wastewater, and heavy-duty industrial applications.</p>
--	--	--

Submersible Sewage Channel Impeller Pump -NH series


	<p>Technical data: Discharge Bore(mm): 50-150 Motor Output(kW): 1.5-7.5 Pole: 2</p>	<p>Description: The NH-series is a cast iron made, submersible sewage pump utilizing 2-pole motor. This impeller is a shrouded two-channel impeller. Each channel is designed to have a larger area and it enables the pump to be suitable for pumping wastewater containing a certain size of solids.</p> <p>Applications:</p> <ul style="list-style-type: none"> •Domestic wastewater pumping station ▪drainage ▪sewage pumping station ▪Domestic wastewater pumping station ▪regulating reservoir ▪underground water ▪Rainwater pumping station
---	---	--

Pumps with Channel Impeller -B series


	<p>Technical data: Discharge Bore(mm): 50-300 Motor Output(kW): 0.4-75</p>	<p>Description: The B-series is a basic heavy-duty, submersible sewage and wastewater pumps providing excellent solids matter passing capability with reliable operation. They offer a wide lineup of discharge bores ranging from 50 - 300 mm and motor outputs of 0.4 - 75 kW, and come in a variety of models including high head type and single-phase BP models that can handle high volume pumping demand.</p> <p>Applications: Industrial and water treatment applications</p>
---	---	---




Pumps with Cutter Impeller -C series

	<p>Technical data: Discharge Bore(mm): 50 - 200 Motor Output(kW): 0.75 - 37</p>	<p>Description: The C-series is a submersible cutter pump for sewage and wastewater, which is made of casting and equipped with cutting mechanism. Featuring a combination of impeller vane with brazed sintered tungsten carbide alloy edge and a suction cover of serrated shape, the C-series pumps enable smooth pumping, while cutting solid and fibrous matter during suction.</p> <p>Applications: Municipal, industrial, construction, agriculture and other fields</p>
---	--	---


Pumps with Vortex Impeller -U series

	<p>Technical data: Discharge Bore(mm): 40 · 50 · 80 Motor Output(kW): 0.25 - 3.7</p>	<p>Description: The U-series is a 2-pole motor, compact type submersible pump equipped with a vortex impeller for pumping sewage and wastewater. The semi-vortex design provides a solids passage that is 70% or more* of the discharge bore, thus reducing troubles caused by the clogging of fibrous solids to a minimum. Rotation of the impeller produces vortex flow in the pump casing, which allows those solid matters to be pumped out with minimum contact to the impeller.</p> <p>Applications: Treating sewage, wastewater, and liquids containing solids and fibers.</p>
---	---	---

High-Head Pumps with Semi-Open Impeller -SF series

	<p>Technical data: Discharge Bore(mm): 50 · 80 Motor Output(kW): 0.75 - 11</p>	<p>Description: The SF-series is a submersible high-head drainage pump designed for handling wastewater and liquid carrying ignorable size of solids. A semi-open, multi-vane impeller driven by a 2-pole motor enables the pump to work for pumping from a deep underground or to a distant place.</p> <p>Applications: High lift specifications can extract water from deep layers Used for defoaming in sewage treatment processes</p>
---	---	---

Portable Dewatering Pumps -LB series

	<p>Technical data: Discharge Bore(mm): 50 Motor Output(kW): 0.48 - 0.75</p>	<p>Description: The LB-series is a submersible single-phase portable drainage pump. Though it is a single-phase unit, the pump has the durability equivalent to three-phase drainage pumps, since the wear parts are made of abrasion-resistant materials. The top discharge, flow-thru design provides maximum motor cooling efficiency allowing continuous operation at low water levels and extended dry-run capability.</p> <p>Applications: For drainage in various civil infrastructure construction projects, such as tunnel, underground iron engineering, underground pipeline engineering and bridge engineering, etc.</p>
---	--	--



Portable Dewatering Pumps -HS series


Technical data:

Discharge Bore(mm): 50 - 80
Motor Output(kW): 0.4 - 0.75

Description:

The HS-series is a submersible single-phase portable drainage pump. Though it is a single-phase unit, the pump has the durability equivalent to three-phase drainage pumps, since the wear parts are made of abrasion-resistant materials. The side discharge, spiral design allows smoother passage of the sucked solid matters. The shaft-mounted agitator prevents "Air Lock" that tends to take place on vortex or semi-vortex pumps.

Applications:

For drainage in various civil infrastructure construction projects, such as tunnel, underground iron engineering, underground pipeline engineering and bridge engineering, etc.

Dewatering Pumps -KTZ series


Technical data:

Discharge Bore(mm): 50 - 150
Motor Output(kW): 1.5 - 11

Description:

The KTZ-series is a submersible three-phase cast iron high head heavy-duty drainage pump. The cast iron body with high-chromium cast iron impeller enables it to withstand demanding conditions found in construction, aggregate and mining applications. The top discharge, side flow design assures efficient motor cooling even when it operates with its motor exposed to air.

Applications:

- Drainage sand water during construction and civil engineering operations.
- Deep well pre-drainage

Portable Residue Dewatering Pumps -LSC series


Technical data:

Discharge Bore(mm): 25
Motor Output(kW): 0.48

Description:


The LSC pump is a submersible single-phase portable residue drainage pump. The specially designed bottom plate enables the pump to drain down to 1mm water level. It has a swing check valve that prevents reverse-flow of the sucked water when the pump stops its operation. The rubber lined base plate protects the floor surface from scratching. The top discharge, flow-thru design provides maximum motor cooling efficiency allowing continuous operation at low water levels and extended dry-run capability.

Applications:


- At construction and civil engineering operation sites, storm water in drainage pits.
- Drainage of water in the puddle or storage tank of the public tap water treatment point.
- Cleaning water for the storage tank.



Resin-made Pumps with Vortex Impeller -PU series

	<p>Technical data:</p> <p>Discharge Bore(mm): 40 - 80</p> <p>Motor Output(kW): 0.15 - 3.7</p>	<p>Description:</p> <p>The PU-series is a submersible vortex pump designed for raw sewage, wastewater, and liquid carrying solid matters. It is made of resin and 304 stainless steel and excellent in corrosion-resistance. The vortex mechanism provides practically unchokable operation in sewage pumping.</p> <p>Applications:</p> <p>Transfer of sewage from the purification tank. Drainage of the sewage tank and kitchen drainage. General miscellaneous drainage</p>
---	--	--


Resin-made Pumps with Vortex Impeller -PN series

	<p>Technical data:</p> <p>Discharge Bore(mm): 40 - 80</p> <p>Motor Output(kW): 0.15 - 3.7</p>	<p>Description:</p> <p>The PN-series is a submersible semi-vortex pump designed for handling wastewater and liquid carrying small solid matters. It is made of resin and 304 stainless steel and excellent in corrosion-resistance. The semi-vortex pump design with moderate solids passage provides efficient performance for versatile applications.</p> <p>Applications:</p> <ul style="list-style-type: none"> • Drainage of the purification tank and the small-scale treatment plant. • Mixed drainage in the kitchen. • Sewage drainage from factories, car washes, buildings and basements, etc. • Sewage drainage containing sundries. • Drainage of rainwater and springs.
--	--	--

DAB pump


DAB Pump was founded in Mestrino (Padua) in 1975, with seven production bases, 1450 employees, and 12 sales branches worldwide. We are committed to providing a leader in designing, manufacturing, and selling cost-effective and user-friendly water pump systems for a wide range of users in the fields of residential buildings, agricultural irrigation, and light industry.

Shielded pump -VA/A series


	<p>Technical data:</p> <p>Q[m³/h]: max.3.6</p> <p>H[m] : max.6</p> <p>P[bar]: max.10</p> <p>T [°C]: -10 to +110</p>	<p>Description:</p> <p>Shielded pump series, 100% imported from Italy, conforms to the European energy efficiency C-class high-efficiency motor, and has low running noise.</p> <p>Applications:</p> <ul style="list-style-type: none"> • Water circulation in domestic central air conditioning system • Water cycle of solar energy system • Booster cycle of wall-hung boiler • Hot water heating cycle • Equipment cooling cycle
---	---	---




Automatic hot water addition -KHA series

	Technical data: Q[m ³ /h]: max.4.2 H[m] : max.22 Working pressure: 4bar (liquid temperature 35°C) 2bar (liquid temperature 65°C) T [°C]: -10 to +110	Description: Automatic hot water booster pump KHA series, which supports automatic and manual modes, continuous pressure supply and low noise. Applications: <ul style="list-style-type: none"> • Solar hot water pressurization • Domestic water lifting and pressurization
---	--	--


Hot water circulating pump -KHI series

	Technical data: Q[m ³ /h]: max.25.6 H[m] : max.31 P[bar]: max.10 T [°C]: -10 to +120	Description: KHI series hot water circulating pump adopts compact design structure, equipped with high-protection motor, which radiates heat and is cooled by fan, and has excellent hydraulic curve performance. Applications: <ul style="list-style-type: none"> • Small and medium-sized hot water circulation in homes and hotels, solar collectors, air thermal water tanks, heating; • Cold and hot water circulation of small and medium-sized central air conditioning; • Water supply for small farms, farms and factories, etc.
---	--	--

Horizontal multi-stage pump -KHH series


	Technical data: Q[m ³ /h]: max.7 H[m] : max.47 P[bar]: max.8 T [°C]: -0 to +100	Description: KHH series horizontal multistage pumps operate with low noise, and can still operate normally even if the medium contains a small amount of gas, with beautiful appearance and long service life. Applications: <ul style="list-style-type: none"> • Domestic or industrial water supply and pressurization system • Small irrigation or supporting cleaning equipment, machinery and cooling cycle, clean water treatment, etc. in agriculture.
---	---	---

Pressurization system -E.SY BOX series


	Technical data: Q[m ³ /h]: max.7.2 H[m] : max.65 P[bar]: max.8 T [°C]: -0 to +40 Entrance size: 25mm Outlet size: 25mm Maximum suction: 8m	Description: It is a device of DAB that pressurizes the water system of family residence and integrates advanced electronic technology. It integrates a self-priming multistage pump, frequency conversion management system, flow and pressure sensors, high-resolution rotatable LCD display and a 2L expansion tank. The installation mode is flexible, and it can be installed horizontally, vertically and on the wall. Water-cooled motor, ABS sound-absorbing protective shell, shock-absorbing feet and electronic control system make the equipment run absolutely quiet (45db) and compact. Applications: Can be used for domestic water, drinking water, home gardening irrigation, etc.
---	---	---




sewage lifter -GENIX series

	<p>Technical data: Q[m³/h]: max.6.9 H[m] : max.8 T [°C]: -0 to +50</p>	<p>Description: GENIX series automatic sewage lifter is a small lifting station with cutter for automatically collecting and pumping sewage. All occasions where there is a demand for domestic sanitary sewage discharge, but there is no gravity drainage pipe or the gravity drainage pipe cannot be connected.</p> <p>Applications: It is used to discharge sewage from toilets, showers, basins and tubs.</p>
---	---	--


Submersible pump -NOVA UP series

	<p>Technical data: Q[m³/h]: max.15 H[m] : max.10 T [°C]: -0 to +35 Transport medium: Fiberless dirty water</p>	<p>Description: This series submersible pump is a high-quality household submersible pump with compact structure, exquisite design and exquisite appearance, which brings a brand-new solution to the problem of clean water and sewage discharge in your family.</p> <p>Applications: Suitable for muddy water without fiber, and can also be used as an emergency portable pump, such as lifting water from ponds or rivers, discharging accumulated water from swimming pools, fountains, tunnels and underground passages, and also suitable for gardening places such as gardens.</p>
--	---	--

Submersible pump -NOVA/FEKA series

	<p>Technical data: Q[m³/h]: max.16 H[m] : max.10.2 T [°C]: -0 to +35 Transport medium: Fiberless dirty water</p>	<p>Description: This series of submersible pump is a high-quality household submersible pump with compact structure, exquisite design and exquisite appearance, which brings a brand-new solution to the problem of clean water and sewage discharge in your family.</p> <p>Applications: NOVA series submersible pumps are mainly designed for stationary household drainage, and are suitable for clear water or muddy water with little fiber or no fiber. FEKA series sewage submersible pump is mainly designed to lift the sewage in the sewage pool, and can discharge suspended particles with the maximum size of 25 mm.</p>
---	---	--

Stainless steel centrifugal sewage pump -FEKA VS series

	<p>Technical data: Q[m³/h]: max.32 H[m] : max.14 T [°C]: -0 to +35 Passed particle diameter: 50mm</p>	<p>Description: FEKA VS series stainless steel centrifugal sewage pump, equipped with micro-cast stainless steel vortex impeller, can pass the liquid with the largest particle diameter of 50mm, which is an effective solution for sewage and wastewater discharge in residential buildings and buildings.</p> <p>Applications: It is suitable for the discharge of ordinary non-corrosive sewage and wastewater such as houses and buildings.</p>
---	---	--



Suou brand

Clear water pump

Stainless steel centrifugal pump -AMS series


Technical data:

Max flow Q: 31m³/h
Head max H: 30m
Temperature T: 0°C-+85°C
Pressure P: 4.5bar
Ambient temperature: +40°C
Protection level: IPX4

Description:

AMS series is a horizontal stainless steel single-stage centrifugal pump, which is widely used in domestic water supply, industry and construction.

Applications:

Liquid transportation and circulation in light industry; Pressurization and domestic water supply, but also widely used in cooling systems and air conditioning systems.

Vertical multistage pump -MV(F) series


Technical data:

Max flow Q: 240m³/h
Head max H: 330m
Temperature T: -20°C to +120°C
Pressure P: 40bar
PH: 4-10

Description:

Vertical multi-stage stainless steel pump, products are divided into: 1, 2, 3, 4, 5, 10, 15, 20, 32, 45, 64, 90, 120, 150, 200 series according to rated flow. Material configuration: 304 and cast iron mixed, all 304,316 configuration.

Applications:

High-rise building water supply and drainage, water plant filtration and transportation, pipeline pressurization, etc. Boiler water supply, cooling water circulation, water treatment system and other equipment supporting systems; Ultrafiltration system, reverse osmosis system, distillation system, swimming pool and other water treatment environments; Food, beverage and fire protection system environment.

Vertical pipeline pump -LPP series


Technical data:

Max flow Q: 1200m³/h
Head max H: 88m
DN: 32-300
Temperature T: 0°C to +90°C
Pressure P: 10bar/16bar

Description:


This series of products are vertical single-stage pipeline centrifugal pump, and the pump is of top pull-out design. The hydraulic effect is higher; The axial force is smaller and the bearing life is longer. The surface of the whole machine adopts electrophoretic coating process. The antiseptic effect is better.

Applications:


Heating system, air conditioning system, water supply system: filtration and transportation, pipeline pressurization, industrial production, fire protection system.




Stainless steel end-suction centrifugal pump -ZS series

	<p>Technical data:</p> <p>Max flow Q: 132m³/h Head max H: 58m Temperature T: -15°C to +80°C Pressure P: 10bar</p>	<p>Description:</p> <p>ZS series water pump is a single-stage centrifugal pump with stainless steel end suction, which is produced by advanced technologies such as stamping (stretching, expansion and cold extrusion) welding, with high interchangeability of parts, suitable for small flow and high lift, beautiful appearance, light structure, high efficiency, energy saving, durability, light corrosion resistance and low noise.</p> <p>Applications:</p> <p>Water plant filtration, transportation, regional water supply and main pipe pressurization, process water system, cleaning system, condensation system, cooling and air conditioning system, machine tool matching, acid-base transportation, distillation system or separator.</p>
---	---	---


Horizontal multistage centrifugal pump -MH series

	<p>Technical data:</p> <p>Max flow Q: 20m³/h Head max H: 28m Temperature T: 0°C to +60°C Pressure P: 10bar</p>	<p>Description:</p> <p>MH series is a coaxial horizontal multistage centrifugal pump, which adopts the shape of stainless steel pump body and aluminum pump cover, and the water passing parts are all made of stainless steel. This series of products are available in various sizes and stages to meet the needs of different flows and pressures.</p> <p>Applications:</p> <p>It is mainly used in family, school, shopping mall and other water supply pressurization, cooling system, HVAC and other equipment supporting, industrial washing and cleaning systems, process water systems and other fields.</p>
---	--	---

Vertical centrifugal pump -ISV (P) series


	<p>Technical data:</p> <p>Max flow Q: 2000m³/h Head max H: 130m Temperature T: max.+80/105°C Pressure P: 16bar</p>	<p>Description:</p> <p>The floor space is small, and the construction investment is low. If a protective cover is added, it can be used outdoors.</p> <p>Applications:</p> <p>Suitable for industrial and urban water supply and drainage, high-rise building pressurized water supply, garden sprinkler irrigation and so on.</p>
---	--	--

Horizontal centrifugal pump -ISH series


	<p>Technical data:</p> <p>Max flow Q: 2000m³/h Head max H: 130m Temperature T: max.+80/105°C Pressure P: 16bar</p>	<p>Description:</p> <p>Water-tight, low noise, low failure rate, convenient maintenance and less land occupation.</p> <p>Applications:</p> <p>Suitable for industrial and urban water supply and drainage, high-rise building pressurized water supply, garden sprinkler irrigation and so on.</p>
---	--	--




Horizontal single-stage single suction centrifugal pump -NDX series

	<p>Technical data:</p> <p>Max flow Q: 1650m³ /h Head max H: 135m DN: 32-300 Temperature T: -10 to ~85C Pressure P: 10/16bar</p>	<p>Description:</p> <p>The NDX series is a single-stage single suction centrifugal pump, which is a new generation of high-efficiency and energy-saving end suction pumps. This series of products has a wide spectral range, good hydraulic performance, good anti cavitation performance, simple structure, and high reliability.</p> <p>Applications:</p> <p>Factories, mines, urban water supply and drainage, HVAC, industrial softened water, and farmland irrigation.</p>
---	---	--


Axial middle-opening standard double-suction pump -S series

	<p>Technical data:</p> <p>Max flow Q: 11160m³ /h Head max H: 200m Pressure max P: 2.5MPa Temperature T: +130℃</p>	<p>Description:</p> <p>S series standard double-suction pump with axial center opening has high efficiency, stable performance, compact structure, small vibration and convenient installation and maintenance.</p> <p>Applications:</p> <p>Suitable for water supply in waterworks, urban drainage and agricultural irrigation, circulating water in power plants, industrial and mining water supply and drainage, air conditioning circulating water, water for shipbuilding industry, water for various industrial processes, etc. Seawater desalination, desalting water in steel mills, brine transportation, etc. Heating network circulating water, etc.</p>
--	--	--

Standard end-suction centrifugal pump -IS series


	<p>Technical data:</p> <p>Max flow Q: 1440m³ / h Head max H: 150m Pressure max P: 1.6- 2.5MPa Temperature T: -20℃ - +85℃</p>	<p>Description:</p> <p>IS series end-suction centrifugal pump with coupling, coupling structure; Axial end suction and radial discharge. According to different conveying media, a variety of different material combinations and mechanical sealing structures can be selected.</p> <p>Applications:</p> <p>Water treatment, textile industry, washing and cleaning, chemical industry, shipping, paper making, power plant, etc.</p>
---	---	--

Long shaft deep well pump -LSP series


	<p>Technical data:</p> <p>Max flow Q: 350L/S Pressure P: 2.0 MPa Temperature T: +80° C</p>	<p>Description:</p> <p>LSP series long-axis deep well pumps adopt advanced hydraulic model and structural design, with high pump efficiency, no hump in performance curve and wide efficient area. The pump runs smoothly with low noise. The pump seat has beautiful shape and large window, which is convenient for maintenance and replacement of packing.</p> <p>Applications:</p> <p>Widely used in waterworks, hydropower stations, thermal power plants, industries, fire pumps, steel mills, agricultural irrigation, fire protection, municipal and other industries.</p>
---	---	--



Submersible pump -QJ series


	<p>Technical data:</p> <p>Max flow Q: 600m³ /h Head max H: 420m Caliber: DN:150-500 Power: 3-260kW</p>	<p>Description:</p> <p>Submersible pump is a water lifting tool for QJ well to dive directly into the water. It has the advantages of small volume, light weight, excellent performance, high efficiency and energy saving, convenient and reliable use, etc.</p> <p>Applications:</p> <p>Mainly suitable for farmland irrigation, water supply and drainage projects of urban industrial and mining enterprises; It is also suitable for water diversion and drainage of rivers and canals, various pools and ponds.</p>
---	--	---

Horizontal Cooling Tower Pump -- WLT,WLTS,WLTSF series

	<p>Technical data:</p> <p>Max flow Q: 500m³ /h Head max H: 12m Caliber: DN:65-200 Power: 0.55-15kW</p> <p>Liquid temperature:-15°C~100°C Max.ambient temperature:+40C Max.working pressure:6bar</p>	<p>Description:</p> <p>Non-sef-priming,single stage,single suction,horizontal; axial suction and radical discharge,Motor is fixed by base,easy to install.The back pull pattern structure makes it easy to repair.</p> <p>WLT pump shaft and motor shaft are coaxial connection, small occupation area,light weight;WLTS and WLTSF adopt the structure of engthened shaft with straight connection.</p> <p>Impeller and casing adopt excellent hydraulic model,they can be designed according to market.</p> <p>Applications:</p> <p>Water circulation of closed cooling tower and condenser; cooling of various unit equipment :circumstances in which need pump with large flow and low head.</p> <p>Clean,thin,non-corrosive,non-flammable or non-explosive liquid without solid grain or fiber which won't attack the pump chemically or mechanically Liquid with high viscosity or big density will result the decrease of performance curve and the increase of energy consumption.</p>
---	---	---

Sewage pump

Small submersible pump -DP series

	<p>Technical data:</p> <p>Max flow Q: 75m³ /h Head max H: 25m Diving depth: 5m</p>	<p>Description:</p> <p>The water pump is directly connected with the motor, and the structure is compact; Easy to move; The maximum diving depth shall not exceed 5m;</p> <p>Applications:</p> <p>The vast rural underground pumping, farmland irrigation and drainage, garden irrigation, domestic water supply, can also be used to eliminate industrial stagnant water, water supply and drainage for construction and aquaculture.</p>
---	--	---



Submersible sewage pump -WQX series



Technical data:

Max flow	Q: 4000m ³ /h
Head max	H: 60m
Temperature	T: max. +60℃
Pressure	P: 10bar
Caliber:	DN:25-600

Description:

The design of anti-clogging hydraulic components with large flow passage greatly improves the sewage passing capacity, and can effectively pass through fibrous substances five times the pump diameter and solid particles with a diameter of about 50% of the pump diameter.

Applications:

Discharge of seriously polluted wastewater from factories and businesses, drainage system of urban sewage treatment plants, sewage drainage stations in residential areas, drainage stations of civil air defense systems, sewage discharge from hospitals and hotels, municipal engineering and construction sites.

Non-clogging stainless steel sewage pump -WQP series



Technical data:

Max flow	Q: 1000m ³ /h
Head max	H: 65m
Temperature	T: +40℃

Description:

WQP non-blocking stainless steel sewage pump is mainly used to transport sewage and wastewater containing particles and fibers. It has the characteristics of compact structure, no blockage, corrosion resistance, long service life and easy maintenance, and is an ideal choice in modern sewage treatment and drainage systems.

Applications:

It is suitable for buildings, hospitals, residential quarters, municipal engineering, road traffic and construction, chemical electroplating, factory sewage, aquaculture, pharmaceuticals, beverages, sea salt water, solid particles contained in general corrosive media, long fiber wastewater and sewage.

Non-clog sewage pump -LW series



Technical data:

Max flow	Q: 2600mm ³ /h
Head max	H: 60m
Temperature	T: max. +60℃

Description:

Provided with original impeller structure and latest mechanical seal, this pump can be used to effectively handle medium containing solid substances and long fibre. Compared with the conventional impellers, the impeller on this pump uses single-channel or double-channel, which is similar to an elbow of the same section to display outstanding throughput capacity. Plus the reasonable spiral housing to feature high efficiency. Impellers have been subject to balancing test so that there cannot be any vibration in operation.

Applications:

Drainage of seriously polluted wastewater in industrial and commercial areas, Drainage system in municipal sewage plant, Sewage drainage station in residential areas, Drainage station in national defense system, Sewage drainage in hospitals and hotels, Municipal and construction projects, Used as auxiliary equipment in exploration and mining, Methane pool and farmland irrigation in rural areas, Water supply equipment in waterworks.



Submerged pump -YW series



Technical data:

Max flow Q: 2600m³ /h
Head max H: 60m
Temperature T: max. +60℃

Description:

The design of anti-clogging hydraulic components with large flow passage greatly improves the sewage passing capacity, and can effectively pass through fibrous substances five times the pump diameter and solid particles with a diameter of about 50% of the pump diameter.

Applications:

Discharge of seriously polluted wastewater from factories and businesses, drainage system of urban sewage treatment plants, sewage drainage stations in residential areas, drainage stations of civil air defense systems, sewage discharge from hospitals and hotels, municipal works and construction sites.

Self-priming sewage pump -ZW series



Technical data:

Max flow Q: 800m³ /h
Head max H: 60m
Temperature T: max. +80/+200℃
Self-suction height: max. 4.5-5.5m

Description:

Featured by self-priming and non-block sewage discharge, axial back flow outer recirculation, and the distinctive design of pump body and impeller channel, this pump, just like a self-priming clean water pump, doesn't need bottom valve and priming water, and is functioned to suck in and discharge liquid containing large granular solids and long fibre.

Applications:

It is an optimal trash pump to deliver fibre, slurry and suspending mixture in the fields of municipal sewage discharge project, aquiculture, light industry, papermaking, textile, foodstuff, chemical, electric power etc.

Non-clog sewage pump -GW series



Technical data:

Max flow Q: 2600m³ /h
Head max H: 60m
Temperature T: max. +60℃

Description:


Provided with original impeller structure and latest mechanical seal, this pump can be used to effectively handle medium containing solid substances and long fibre. Compared with the conventional impellers, the impeller on this pump uses single-channel or double-channel, which is similar to an elbow of the same section to display outstanding throughput capacity. Plus the reasonable spiral housing to feature high efficiency. Impellers have been subject to balancing test so that there cannot be any vibration in operation.

Applications:


Drainage of seriously polluted waste water in industrial and commercial areas, Drainage system in municipal sewage plant, Sewage drainage station in residential areas, Drainage station in national defense system, Sewage drainage in hospitals and hotels, Municipal and construction projects, Used as auxiliary equipment in exploration and mining, Methane pool and farmland irrigation in rural areas, Water supply equipment in waterworks




Horizontal sewage pipe cutting pump -HX series

	<p>Technical data:</p> <p>Max flow Q: 136m³/h</p> <p>Head max H: 72m</p> <p>Caliber: DN:50-80</p> <p>Power: 1.5-15 kW</p> <p>Poles : 4P</p>	<p>Description:</p> <p>HX series horizontal sewage pipe cutting pump is precision cast, corrosion-resistant, environmentally friendly, beautiful in appearance, small in size and durable.</p> <p>Applications:</p> <p>Discharge of seriously polluted wastewater from factories and businesses, drainage system of urban sewage treatment plants, sewage drainage stations in residential areas, sewage discharge from hospitals and hotels, municipal works, construction sites, etc.</p>
---	---	---


Downdraft Sewage Submersible Pump -HQ series

	<p>Technical data:</p> <p>Max flow Q: 100m³/h</p> <p>Head max H: 120m</p>	<p>Description:</p> <p>HQ submersible sewage pump is suitable for pumping sewage and sludge in various harsh environments. This series of pumps has the characteristics of high lift, large flow, compactness, lightness, convenient installation and use, and long service life.</p> <p>Applications:</p> <p>Widely used in mine drainage, tunnel engineering, sewage circulation in coal washing plants, well washing, agricultural river water irrigation, reservoir water intake and other occasions.</p>
--	---	---


Oil-immersed submersible pump -MDP series

	<p>Technical data:</p> <p>Max flow Q: 500m³/h</p> <p>Head max H: 150m</p> <p>Temperature T: +50°C</p> <p>Diving depth: 5m</p>	<p>Description:</p> <p>MDP series oil-filled submersible pump consists of water pump, seal and motor. The motor is located in the lower part and can be divided into single-phase and three-phase asynchronous motors.</p> <p>Applications:</p> <p>Urban sewage treatment plant discharge system; Subway, basement, civil air defense system drainage station; Sewage drainage stations in enterprises, factories, hospitals and residential areas.</p>
---	---	---


Mining explosion-proof submersible drainage pump -BQS series

	<p>Technical data:</p> <p>Flow : 10-2000m³/h</p> <p>Head : 10-800m</p> <p>Power : 1.5-315kW</p> <p>Outlet diameter: 40-350mm</p> <p>Medium Temperature: ≤40°C</p> <p>PH : 4-10</p> <p>Submersion depth: ≤20m</p> <p>Voltage: 380/660V, 660/1140V, 400V, 440V, 460V/Customizable</p>	<p>Description:</p> <p>No overload at any head point.</p> <p>Insulation F/H.</p> <p>Independent series mechanical seal and double end-face mechanical seal.</p> <p>IPx8/IP68 motor protection rating.</p> <p>Application:</p> <p>The coal mining industry, Construction of buildings, hospitals, residential communities, municipal engineering, road traffic and its construction, factory sewage discharge, small-scale sewage treatment, etc; Petroleum, chemical and other industries</p>
---	---	---


**Sewage Submersible Pump -WQ series**

	<p>Technical data: Flow: 100-5500m³/h Head: 7-800m Power: 1.5-350kW Outlet diameter: 40-500mm Medium Temperature: ≤60℃ PH: 4-10 Voltage: 380/660V, 400V, 440V, 460V/Customizable</p>	<p>Description: The flow parts adopt QBQ surface treatment process, which has excellent wear and corrosion resistance. The thickened impeller, pump body, and pump cover effectively extend the service life of the components. The bottom inlet and bottom outlet design ensures strong clogging resistance and high flow capacity, making it suitable for a wider range of applications.</p> <p>Application: Suitable for the construction industry and others requiring the conveyance of sewage containing particulates, as well as for pumping clear water or liquids with corrosive properties. Ponds, fish ponds, or scenes where corrosive liquids such as seawater and chemical wastewater need to be pumped.</p>
---	--	--

Explosion-proof submersible sewage pump -WQ(B) series

	<p>Technical data: Flow: 100-5500m³/h Head: 7-800m Power: 1.5-350kW Outlet diameter: 40-500mm Medium temperature: 0-40℃ PH: 4-10 Submersion depth: ≤10m. Voltage: 380/660V, 400V, 440V, 460V/Customizable</p>	<p>Description: The thickened impeller, pump body, and pump cover effectively extend the service life of the components. The bottom inlet and bottom outlet design ensures strong clogging resistance and high flow capacity, making it suitable for a wider range of applications. This explosion-proof submersible sewage pump is marked with explosion-proof certifications ExdbIIBT4Gb/ExdIICT4Gb.</p> <p>Application: Suitable for the construction industry and others requiring the conveyance of sewage containing particulates, as well as for pumping clear water or liquids with corrosive properties. Ponds, fish ponds, or scenes where corrosive liquids such as seawater and chemical wastewater need to be pumped.</p>
--	---	--


High-head submersible sewage pump -WQ(N) series

	<p>Technical data: Flow: 100-5500m³/h Head: 7-800m Power: 1.5-350kW Outlet diameter: 40-500mm Medium temperature: ≤60℃ PH: 4-10 Voltage: 380/660V, 400V, 440V, 460V/Customizable</p>	<p>Description: The flow parts adopts a lower support structure, combined with a multi-stage impeller arrangement, ensuring that the pump meets the requirements for high head and large flow under various installation conditions. The mechanical seals have high-pressure resistance, which enables pumps to be submerged deeper. The pump equipped with cooling jacket could not be fully submerged in the medium. The flow parts below the motor, water cooling the motor during the operation, extending service life and enabling work at the low water level. The design of the top outlet is more space saving.</p> <p>Applications: Suitable for the construction industry and others requiring the conveyance of sewage containing particulates, as well as for pumping clear water or liquids with corrosive properties. Ponds, fish ponds, or scenes where corrosive liquids such as seawater and chemical wastewater need to be pumped.</p>
---	--	---




Industry pump


Fluoroplastic magnetic pump -CQB series

	<p>Technical data:</p> <p>Max flow Q: 400m³/h Head max H: 80m Temperature T: -20℃ to +100℃</p>	<p>Description: A chemical process pump with non-contact indirect transmission by using modern magnetic principles and permanent magnets.</p> <p>Applications: This product is widely used in petrochemical industry, acid and alkali production, nonferrous metal smelting, pickling process of automobile manufacturing, rare earth separation, pesticides, dyes, medicine, paper making, electroplating, radio and other industries.</p>
---	--	---


Magnetic pump -WF series

	<p>Technical data:</p> <p>Max flow Q: 160m³/h Head max H: 80m Temperature T: -20℃ to +100℃</p>	<p>Description: Adopting direct connection structure, the magnetic coupling is directly installed on the motor shaft, with no loss of rolling bearing, high efficiency and low noise. The whole pump occupies small space, saves space and is easy to install.</p> <p>Applications: It is suitable for conveying chemical media which are highly corrosive, flammable, explosive, toxic and easy to play.</p>
--	--	---

Pneumatic diaphragm pump -QBY series


	<p>Technical data:</p> <p>Max flow Q: 30m³/h Head max H: 50m</p>	<p>Description: QBY pneumatic diaphragm pump is a positive displacement reciprocating pump, which has the advantages of simple structure, convenient use and maintenance, corrosion resistance, wear resistance and good suction performance, and has become a widely used pump in industrial production.</p> <p>Applications: It can be used in food industry, oil and gas energy, water treatment, coatings and dyes, automobile manufacturing and chemical transportation.</p>
---	---	---

Plastic magnetic pump -QSP series

	<p>Technical data:</p> <p>Max flow Q: 1210L/min Head max H: 35m</p>	<p>Description: The commonly used pump with low maintenance, no leakage, safety and reliability effectively isolates highly corrosive dangerous chemicals, which not only keeps operators away from the threat of chemicals, but also fulfills the obligation of protecting the environment.</p> <p>Applications: It can be widely used in chemical industry, pharmacy, petroleum, electroplating, food, national defense, scientific research institutions, metallurgy, dyes and other units to pump rare and precious liquids such as acid, alkali and oil, venom and volatile liquids, as well as supporting circulating water equipment and filters. Especially the pumping of leaking, flammable and explosive liquids.</p>
---	---	--




Horizontal multistage centrifugal pump - D/DF/MD series


	<p>Technical data:</p> <p>Max flow Q: 1360m³/h Head max H: 1400m Temperature T: -20 -+80℃</p>	<p>Description:</p> <p>The typical feature of this type of pump is that the traditional balance disk system for balancing axial force is completely abolished in structure, and the axial force is automatically balanced by the symmetrical arrangement of impellers. This innovation makes the operation of multi-stage pump have the advantages of energy saving, high efficiency, reliable balance, few wearing parts and greatly reduced operating cost.</p> <p>Applications:</p> <p>Suitable for water supply and drainage in mines, factories and cities, used to transport clean water without solid particles or liquid with physical and chemical properties similar to clean water; Conveying corrosive liquid without solid particles</p>
---	--	---

Mixer

Hyperboloid mixer -HS series


	<p>Technical data:</p> <p>Impeller diameter: 500-2800 mm Rotate speed: 80-200r/min Power: 0.75-7.5kw Service area: 1-22m</p>	<p>Description:</p> <p>The hyperboloid mixer is composed of transmission part, impeller, base, hoisting system and electric control.</p> <p>Applications:</p> <p>They are widely applied in environmental protection, chemistry, energy and light industry where the solid, liquid and gas are inter flowing, especially in the sewage treatment process of coagulative precipitation tank, equalization pond, anaerobic pond, nitrification pond, and denitrifying pond.</p>
---	--	---

Submersible Mixer -SM series


	<p>Technical data:</p> <p>Impeller diameter: 220-760mm Rotate speed: 310-1400r/min Power: 0.37-22kw Thrust: 138-5760N</p>	<p>Description:</p> <p>QJB type Submersible Mixer, a key equipment used in the water treatment technology, can meet the technological requirement for homogeneity and fluidity of solid-liquid two-phase flow and solid-liquid-gas three phase flow in biochemical course of the water treatment process, It is composed of the submersible motor, impeller, and installation system etc.</p> <p>Applications:</p> <p>The submersible mixers are mainly used for mixing, agitating and making ring flows in the process of municipal and industrial sewage treatment and can also be used for equipment maintenance of the landscape water circulation through agitation, they can achieve the function of creating water flow, improving water quality, increasing oxygen content in the water and effectively preventing the sedimentation of the suspended substances.</p>
---	---	---




Submersible thruster -ST series

	<p>Technical data:</p> <p>Temperature : + 40℃ pH : 5~9 The density of the medium: 1150Kg/m³ The depth of submersion : 20m</p>	<p>Description:</p> <p>The low-speed submersible thruster consists of a submersible motor, a reduction device, propellers, and an installation system. The supporting power is small (1.5-9KW), the speed is low (34-85r/min), the blade diameter is large (1100-3000mm), generating a large volume flow field, and the service range is wide. The swept back banana shaped blade design has self-cleaning function and is made of polyurethane or reinforced fiberglass. It has the advantages of light weight, high strength, and corrosion resistance. Its excellent hydraulic performance can ensure good damping effect with liquids at low speeds, thus creating a soft water flow. This series of products not only has the functions of pushing and creating water flow, but also has the function of stirring.</p> <p>Applications:</p> <p>Widely used for promoting flow in oxidation ditches, stirring various biochemical tanks, as well as for river antifreeze, landscape water circulation, etc</p>
---	---	--


Paddle Type Mixer -JBJ series

	<p>Technical data:</p> <p>Impeller diameter: 200-1600 mm Rotate speed: 17-400r/min Power: 0.25-5.5kw Service area: 0.4-5.0m Depth of water: 0.5-3.5m</p>	<p>Description:</p> <p>The JBJ paddle type mixer is composed by the power section, the foundation, the drive shaft and the blade and so on.</p> <p>Applications:</p> <p>The paddle type mixer is used in the sludge pond, the flocculation pond and the industry flow where needs to dissolve and mix.</p>
--	---	--

Frame Type Mixer -JBK series


	<p>Technical data:</p> <p>Impeller diameter: 500-7500 mm Rotate speed: 1-45r/min Power: 0.18-4.0kw</p>	<p>Description:</p> <p>The frame mixer has a relatively sturdy structure and can mix a large amount of animal materials. The gap between the frame mixer and the kettle wall is small, which is conducive to the heat transfer process. It is commonly used for heat transfer, crystallization operations, and stirring of high viscosity liquids, high concentration slurries, and settling slurries.</p> <p>Applications:</p> <p>The frame type mixer is used for agitating the solution of the dosage in water plant, sewage treatment plant and so on.</p>
---	---	--

Outboard Mixer -CJB series


	<p>Technical data:</p> <p>Impeller diameter: 320-850mm Rotate speed: 35-385r/min Power: 3-10kw</p>	<p>Description:</p> <p>The outboard mixer is composed of driving parts, impeller, sealing silo etc.</p> <p>Applications:</p> <p>It is mainly used in mixing vessels such as big tanks and reaction kettles.</p>
---	---	---



Submersible axial flow pump -AL series


	<p>Technical data:</p> <p>Max flow Q: 26000m³ /h Head max H: 16m Temperature T: +40°C Max Power: 850kw PH: 5-9 Large diving depth: 10m</p>	<p>Description:</p> <p>The ZQB submersible axial flow pump and HQB submersible mixed flow pump are new pump products jointly developed by our company and domestic universities based on the digestion and absorption of advanced foreign technology. They have the advantages of low engineering investment, convenient maintenance and management, good operating conditions, high work reliability, and are conducive to automation.</p> <p>Applications:</p> <p>Suitable for transporting clean water or other liquids with physical and chemical properties similar to water. It is widely used in agricultural drainage and irrigation, industrial and mining shipyards, urban construction, power station water supply and drainage, and water conservancy engineering.</p>
---	---	--

Integrated prefabricated pump station

	<p>Technical data:</p> <p>Cylinder diameter: 1.2m-5m Drainage specification: 20-1000L/S Lift lift: 2-30m Power: 0.75kw-95kw</p>	<p>Description:</p> <p>The product is also known as integrated prefabricated pump station, integrated PE pump station, integrated HMPP pump station, high modulus polypropylene integrated pump station, and buried integrated pump station.</p> <p>The pump station adopts advanced fluid analysis, customized production, and systematic testing, ensuring the safety of the integrated drainage pump station with its excellent quality and systematic integration.</p> <p>Applications:</p> <p>Application scenarios include flood control, landscape irrigation, rainwater storage, water network regulation, river management, underpass bridge drainage, urban sewage drainage, sponge city construction, low lift and high flow.</p>
--	---	--


Meterting Pump

Mechanical Diaphragm Metering Pumps -GM, GB series


	<p>Technical data:</p> <p>Max flow rate:1800L/h Max discharge pressure:12bar Within the flow range of 30%~100%, the stability precision is $\pm 1\%$ of rated flow Maximum suction lift height: 3m water column Max inlet pressure:2bar Max ambient temperature:+40°C</p>	<p>Description:</p> <ul style="list-style-type: none"> • Variable eccentric structural adjustment ensures smooth fluctuations in flow pulsation. • Wear-resistant ball bearings enable the work more stable. • With oil bath lubrication, the driving parts are coupled with long working life. • It can achieve flow adjustment whether in the shutdown or running states, and the adjustment modes can be the manual, electric or frequency conversion. • Various pump head materials include PVC,PVDF, 316SS, high viscosity, slurry and others.They are suitable for conveying all kinds of materials. <p>Applications:</p> <p>environmental protection, petrochemical, chemical, oil refining, electricity,metallurgy, medicine, food, water treatment and other fields.</p>
---	--	--




Mechanical Diaphragm Metering Pumps -GX,2GX series

	<p>Technical data: Max single head flow:2100L/h Max double head max flow:4200L/h Max discharge pressure:8bar Within the flow range of 30%~100%, the stability precision is $\pm 1\%$ of rated flow Maximum suction lift height: 2.5m water column Highest ambient temperature: +40° C</p>	<p>Description:</p> <ul style="list-style-type: none"> ● Mechanical drive diaphragm and material side without diaphragm are easy for passing the materials. Various pump head materials include PVC,PVDF,316SS and others. It adopts self-cleaning check valve structure. ● Variable eccentric mechanism ensures smooth flow fluctuations, and suitable for harsh working environment; flow regulation can be achieved in the shutdown or running conditions. ● With oil bath lubrication, the driving parts are coupled with long working life. <p>Applications: environmental protection, petrochemical, chemical, oil refining, electricity,metallurgy, medicine, food, water treatment and other fields.</p>
---	---	--

Electromagnetic Diaphragm Metering Pump -CK series

	<p>Technical data: Max flow rate: 110L/h Max discharge pressure:16bar Adjustment range:10-100%, Adjustment method: Manual /Automatic Power supply:220VAC/50Hz</p>	<p>Description:</p> <ul style="list-style-type: none"> ● Strong stability of drug administration; ● Strong resistance to chemical corrosion; ● The diaphragm has a long service life; ● Easy installation and convenient operation ● Intelligent display, intuitive and visible ● Accurate measurement and adjustable flow rate; <p>Applications: Circulating cooling water, chlorine dioxide addition, reverse osmosis and electrodialysis, sewage treatment and purification, pharmaceutical, food and beverage industries.</p>
---	--	--

Hydraulic Diaphragm Metering Pump -FROY series

	<p>Technical data: Max flow rate:329L/h Max discharge pressure:211bar Within the flow range of 30%~100%, the stability precision is $\pm 1\%$ of rated flow Maximum suction lift height: 2m water column</p>	<p>Description:</p> <ul style="list-style-type: none"> ● It can achieve flow adjustment in the shutdown and running states; the adjustment modes can be the manual or frequency conversion. ● It adopts bypass replenishment, hydraulic drive diaphragm ● Built-in adjustable safety valve can automatically protect the diaphragm and pump head from overpressure damage. ● The high-precision check valve structure ensures precise dosing of the material. ● PVC,PVDF,316SS,Hastelloy 20,Hastelloy and other pump heads, all are suitable for conveying a variety of materials. ● Pressure-type double diaphragms detection (local/remote) and alarm. <p>Applications: environmental protection, petrochemical, chemical, oil refining, electricity,metallurgy, medicine, food, water treatment and other fields.</p>
---	--	---



Hydraulic Diaphragm Metering Pump -RZ series



Technical data:

Max flow rate: 3065L/h
Max discharge pressure:90bar
Within the flow range of 10% - 100%, the stability precision is $\pm 1\%$ of rated flow
Maximum suction lift height: 1.5m water column

Description:

- Adopts worm-gear structure to slowdown and ensure the smooth work of mechanical transmission parts; Worm-gear and eccentric parts shall be installed in assembly form, which ensure the accurate stroke length and convenient maintenance.
- Hydraulic drive diaphragm for longer diaphragm working life. The built-in adjustable safety valve can fully protect the diaphragm and pump head parts from overpressure damage, under normal circumstance, the outlet line is not fitted with a safety valve.
- It can achieve flow adjustment both in the shutdown and running states.
- Pressure-type double diaphragms detection (local/remote) and alarm.

Applications:

environmental protection, petrochemical, chemical, oil refining, electricity,metallurgy, medicine, food, water treatment and other fields.

Hydraulic Diaphragm Metering Pump -JMM series



Technical data:

Max flow rate:190L/h
Max discharge pressure:5.9Mpa
Adjusting range:10%-100% , steady-state accuracy: $\pm 0.5\%$
Max suction lift height: 2 meter water column
Medium temperature:-10°C-100°C
Max ambient temperature:+40°C

Description:

- There are various flow adjustment methods, which can be adjusted manually, electrically, or by frequency conversion.
- Double eccentric adjustment mechanism, stepless adjustment of stroke, to ensure adjustment accuracy and smooth flow changes.
- Built-in limit oil filling valve and built-in high-performance pressure compensation valve to ensure balanced replenishment of hydraulic oil and realize low pressure protection.
- Built-in adjustable safety valve, which can effectively balance the pressure value in the hydraulic chamber.
- High-precision double-valve ball valve group to ensure accurate dosing of flow.

Applications:

environmental protection, petrochemical, chemical, oil refining, electricity,metallurgy, medicine, food, water treatment and other fields.

Hydraulic Diaphragm Metering Pump -JMD /JMZ/JMX/JMM series



Technical data:

Max flow rate: 5000L/h
Max discharge pressure: 40.7Mpa
Within the flow range of 10% ~ 100%, the stability precision is $\pm 1\%$ of rated flow
Maximum suction lift height: 1.5m water column
Medium temperature:-10°C-100°C
The highest ambient temperature: +40°C
the highest elevation: 1000m

Description:


- Witch hard and compact design, its sealing performance is better than the plunger-type pump.
- Variable eccentric structural adjustment ensures smooth fluctuations in flow pulsation; New machine enables the result more accurate and reasonable.
- Refill valve ensures balanced hydraulic oil replenishment;

Applications:

environmental protection,petrochemical, chemical, oil refining, metallurgy,medicine,food, water treatment and other fields, especially in the fields with high precision, high pressure, and high temperature.




Plunger-Type Metering Pump -JW/JWL/JWB series


	<p>Technical data:</p> <p>Max flow rate:500L/h Max discharge pressure: 36Mpa Within the flow range of 10%~100%, the stability precision is $\pm 1\%$ of rated flow Maximum suction lift height: 2.5m water column Medium temperature: -10-100°C The highest ambient temperature: +40° C</p>	<p>Description:</p> <ul style="list-style-type: none"> • Variable eccentric structural adjustment ensures smooth fluctuations in flow pulsation; new machine enables the result more accurate and reasonable. • Adopt the multi-channel combination seal structure of “Graphite fiber+GSJ” with excellent wear resistance and corrosion resistance, in which GSJ can fully protect the graphite fiber while generating the seal itself, greatly extending the life of the packing, and the patented structure of graphite fiber packing group can make the sealing performance of the plunger pump better. <p>Applications:</p> <p>chemical, petrochemical, electricity and metallurgy etc. In particular, it is very popular in fields with high viscosity, high pressure and high temperature. It is not recommended for corrosive pulp and flammable, explosive, dangerous chemicals!</p>
---	--	--

Household pump


Centrifugal pump -ACm series

	<p>Technical data:</p> <p>Max flow Q: 72m³ /h Head max H: 49m Temperature T: +90°C Suction: +8m</p>	<p>Description:</p> <p>Cast iron pump housing, stainless steel impeller. Convey clean water and other liquids with similar properties to water.</p> <p>Applications:</p> <p>Suitable for industrial and urban water supply, high-rise building pressurization, fire protection system, garden irrigation, long-distance water transportation, HVAC and air conditioning, cold and hot water circulation pressurization and supporting facilities.</p>
---	--	---

Hot water circulating pump -LRP series

	<p>Technical data:</p> <p>Max flow Q: 167L/min Head max H: 11.5m Temperature T: +95°C Single phase AC: 230V/50Hz</p>	<p>Description:</p> <p>Water-cooled shielded motor, no fan, low noise, three-speed parameter adjustment to meet different working conditions.</p> <p>Applications:</p> <p>HVAC cycle, household pressurization, solar pressurization, industrial support, household cold and hot water cycle, cooling and air conditioning systems;</p>
---	--	---

Hot water pipeline pump -LPm series

	<p>Technical data:</p> <p>Max flow Q: 32m³ /h Head max H: 34m Temperature T: +70°C Protection level: IPX4(IPX5)</p>	<p>Description:</p> <p>The pump body and bracket are made of cast iron, specially treated with electrophoresis and rust prevention, and stainless steel impeller, which is suitable for conveying hot water below 100 °C.</p> <p>Applications:</p> <p>pressurizing hot water pipes such as solar energy and bath center, and solves the problem of low water pressure in high-rise buildings.</p>
---	--	---



Intelligent self-priming pump -APSm series



Technical data:

Max flow Q: 4.2m³ /h
Head max H: 65m
Temperature T: +85°C
Suction: +8m

Description:

Fully automatic intelligent self-priming pump is controlled by PLC microcomputer chip, with cloud data interaction and large screen display, which can realize unattended and remote monitoring. At the same time, it has the functions of startup delay protection, power-off data protection, waterless power-off protection, rust protection, card machine protection, over-voltage protection, antifreeze protection, fault alarm and so on.

Applications:

conveying clean water and other liquids with similar properties to water. Suitable for domestic water supply, automatic irrigation system, small air conditioning system or supporting facilities.

Permanent magnet variable frequency circulating pump -ARP series



Technical data:

Max flow Q: 2.7m³ /h
Head max H: 6.2m
Temperature T: 2 to 110°C
Pressure P: 10bar
Protection level : IP42
Insulation level : Class H
Operating voltage range:
160~265V/50Hz

Description:

The ARP series products are intelligent, efficient, and adjustable permanent magnet variable frequency circulating pumps; Intelligent control, multi gear automatic speed regulation; Efficient and energy-saving, stable operation; Light and comfortable sound, enjoy a peaceful life; Simple structure and easy installation; Humanized interface, easier to operate.

Applications:

It can be used to transport clean water and other liquids with similar properties to water. It is suitable for heating systems with constant and variable flow rates, heating systems with different water supply pipe temperatures, heating systems that require automatic adjustment at night, heating systems that require fully automatic regulation of performance when the pump pressure increases significantly when the flow rate decreases, heating system pressurization, and water circulation and pressurization.

Micro Vortex Pump -PK series



Technical data:

Max flow Q: 5.1m³ /h
Head max H: 100m
Temperature T: +60°C
Protection level : IPX4
Suction: +8m

Description:

Cast iron pump body, treated with special rust prevention technology; Copper impeller, copper insert; It can effectively solve the problem of impeller jamming when the water pump is idle for a long time and restarted.

AISI304 stainless steel welded shaft

Efficient copper wire motor with bearings


Single phase motor with built-in thermal protection device

Applications:


Transport clear water and other liquids with properties similar to water. Suitable for household water supply, automatic irrigation systems, small air conditioning systems, or supporting facilities.




Self-priming pumps-JET-S

	<p>Technical data:</p> <p>Max flow Q: 3.6m³ /h Head max H: 48m Temperature T: up to 60°C Suction: +9m Protection: IP44 Insulation: Class B</p>	<p>Description: Self-priming JET series pumps equipped with same Venturi system each. It is normally advisable to install a foot valve on the suction branch.</p> <p>Applications: They are suitable to pump clean water and non-aggressive chemical fluids,even with liquid mixed with gas, from well in continuous duty;they are also indicated to increase water pressure in centralized water systems, for small irrigation systems, for watering gardens, for washing systems with water jets,for fountains, etc.</p>
---	---	--


Self-priming stainless steel pump -BJZ

	<p>Technical data:</p> <p>Max flow Q: 3m³ /h Head max H: 30m Temperature T: 0-+70°C Pressure P: 0.8MPa Suction: +8m Protection: IP55 Insulation: F</p>	<p>Description: Stainless steel rotating shaft,not rusty; Pump shell and cover are made of SUS304 material; Impeller and jet device are made of heat-resistant engineering plastics</p> <p>Applications: Suitable for continuous pumping of clean water and non-corrosive chemical fluids, even liquids containing gas; also suitable for increasing the water pressure of centralized water supply systems, such as small irrigation systems, garden watering systems, cleaning systems with sprinklers, fountains, etc.</p>
---	--	---

Automatic self-priming vortex pump-AK


	<p>Technical data:</p> <p>Max flow Q: 2m³ /h Head max H: 30m Temperature T: 0-+100°C Pressure P: 0.8MPa Suction: +8m Protection: IPX5 Insulation: Class B</p>	<p>Description: Pump casing, front end and impeller is designed with SUS304 anti rust ring to prevent the pump casing and front end from rusting and blocking the impeller. Brass wear-resistant sleeve is used for the overflow hole of the pump housing.and the overflow hole is not rusted, so as to prevent the water flow switch from being stuck due to the rust of the over flow hole,causing the switch failure. Shaft is made of stainless steel, which is rust-proof.</p> <p>Applications: Clean water or chemical liquid similar to water</p>
---	---	--

Automatic booster systems-AUTO


	<p>Technical data:</p> <p>Max flow Q: 140L/min Temperature T: up to 60°C Tank Capacity: 24L Suction: +9m Protection: IP44 Insulation: Class B</p>	<p>Description: The automatic booster systems consists of a water pump, a membrane tank, a pressure gauge and a pressure switch. The pressure tank with a non-toxic rubber membrane,or called pressure vessel,has been per-filling with air pressure of about 0.12Mpa before leaving the factory.</p> <p>Applications: Suitable for industrial and urban water supply, high-rise building pressurization, fire protection system, garden irrigation, long-distance water transportation, HVAC and air conditioning, cold and hot water circulation pressurization and supporting facilities.</p>
---	---	--




Horizontal Multistage Centrifugal Pump -CMI

	Technical data: Max flow Q: 28m ³ /h Head max H: 80m Temperature T: Standard model:-20 ~ +70°C; High temperature:-20 ~ +104°C Pressure P: 1.0MPa Protection: IP55 Insulation: F	Description: Thin, clean,non-flammable and non-explosive liquid containing no solid granules and fibers. When the density or viscosity of to -be conveyed liquid is larger than that of water, it is necessary to select a driving motor of high power. Applications: Water treatment processes; Industrial cleaner. Water boosting on process,Heating and cooling for industrial process. Air-conditioning system,Air freshening,heater device(soft water) Fertilization/metering system. Water supply and boosting .
---	---	--


Vortex pump -DB/ZDB

	Technical data: Max flow Q: 1.2m ³ /h Head max H: 40m Temperature T: 0~+50°C Pressure P: 0.8MPa Suction: +8m Protection: IP55 Insulation: Class B	Description: Shaft is made of stainless steel, which is rust-proof; Special anti-rust treatment shall be adopted for the cast iron parts with overflow; Small flow,high head; Capacitor internal. Applications: Clean water or chemical liquid similar to water
---	--	---


Water pump -DK/ZDK

	Technical data: Max flow Q: 30m ³ /h Head max H: 20m Temperature T: 0~+50°C Pressure P: 0.8MPa Suction: +8m Protection: IP55 Insulation: Class B	Description: Impeller and shaft are made of stainless steel, which is rust-proof; Electrophoretic coating shall be applied to the overflow part of iron castings; Large flow,high head,small size; Capacitor internal. Applications: Clean water or chemical liquid similar to water
---	---	--

Submersible Pump -DFS-P


	Technical data: Max flow Q: 11.5m ³ /h Head max H: 9m Temperature T: up to 35°C Protection: IP68 Insulation: Class B	Description: DFS-P series are suitable for garden to pump clean water,or pump clean liquid and non-aggressive chemical fluids. Applications: Suitable for home, garden, irrigation and empty tanks
---	--	---

Peripheral pump -QB


	Technical data: Max flow Q: 3m ³ /h Head max H: 60m Temperature T: up to 60°C Suction: +8m Protection: IP44 Insulation: Class B	Description: Peripheral Pumps are suitable for pumping clean water. Applications: Suitable for domestic water supply, such as water from wells, pools, ponds, etc. In addition, vortex pumps are also suitable for pressure boosting, gardening and automatic water supply systems combined with other equipment.
---	--	--



Hot water pump -HC


	Technical data: Max flow Q: 54m ³ /h Head max H: 15m Temperature T: 0-+70°C Pressure P: 0.8MPa Protection: IP54 Insulation: Class B	Description: Casing,Front cover with electrophoresis process. AISI 304 shaft copper impeller. Single phase motor with USA T1 thermal protector. High temperature bearing Applications: Clean water or chemical liquid similar to water
---	---	--

water pump -CJR


	Technical data: Max flow Q: 3.0m ³ /h Head max H: 26m Temperature T: -20°C -+50°C Pressure P: 0.3MPa Protection: IP54 Insulation: Class B	Description: Small volume.;High pressure;Low noise;AC motor. Applications: Clean water or chemical liquid similar to water The cold water machine for small laser cutting machine,small laser engraving machine,small laser welding machine,CNC machine.
---	---	--

Solar pump

Plastic impeller solar borehole Pump -DC


	Technical data: Max flow Q: 16m ³ /h Head max H: 342m Controller usage parameter: Controller: 0.27-4kw Working temperature: -15~60°C Voltage: 36 - 400V Protection grade: IP65	Description: Borehole pump for multipurpose use,multistage type with floating impeller. Controllers: Integrated DSP&MPPT(maximum power point remotecontroletc) Suitable for wide DC voltage operation IP 65 Application: Suitable for 3"/4"well and above.Designed to lift clean drinking water,they can be used both in the agricultural field irrigation, domestic and industrial water supply.
---	---	---

Solar pump -DQB


	Technical data: Max flow Q: 3m ³ /h Head max H: 70m Controller usage parameter: Controller: 0.27-0.75kw Working temperature: -15~60°C Voltage: 36 - 108V Protection grade: IP65	Description: High efficiency permanent magnet brushless synchronous motor High temperature resistant NdFeb permanent magnet 304 stainless steel pump shaft 600 cold rolled high quality silicon steel sheet Brass Impeller MPPT DC Controller Features: 1.MPPT function,high utilization of solar energy 2.Protection grade:IP65; 3.Ambient temperature range:-16°C~+60°C 4.LED displays working status; 5.Automatic start and stop 6.Water shortage protection; 7.Soft Start,Soft Stop 8.Power anti-reverse connection protection 9.High standard voltage resistance components Application: Agricultural Irrigation Aquaculture Farming Garden and Home use Solar pumping water system
---	--	--




Solar pump -DCPM

	<p>Technical data:</p> <p>Max flow Q: 8m³ /h Head max H: 60m</p> <p>Controller usage parameter: Controller: 0.27-2.2kw Working temperature: -15~60℃ Voltage: 40 - 288V Protection grade: IP65</p>	<p>Description:</p> <p>High efficiency permanent magnet brushless synchronous motor High temperature resistant NdFeb permanent magnet 304 stainless steel pump shaft 600 cold rolled high quality silicon steel sheet Brass Impeller</p> <p>MPPT DC Controller Features:</p> <ol style="list-style-type: none"> 1.MPPT function,high utilization of solar energy 2.Protection grade:IP55; 3.Working temperature range:-16℃~60℃ 4.LED displays working status; 5Automatic start and stop 6.Water shortage protection; 7.Soft Start,Soft Stop 8.Power anti-reverse connection protection 9.High standard voltage resistance components <p>Application:</p> <p>Agricultural Irrigation Aquaculture Farming Garden and Home use Solar pumping water system</p>
---	---	---

Solar pump -DJET

	<p>Technical data:</p> <p>Max flow Q: 4m³ /h Head max H: 48m</p> <p>Controller usage parameter: Controller: 0.27-0.8kw Working temperature: -15~60℃ Voltage: 40 - 108V Protection grade: IP65</p>	<p>Description:</p> <p>High efficiency permanent magnet brushless synchronous motor High temperature resistant NdFeb permanent magnet 304 stainless steel pump shaft 600 cold rolled high quality silicon steel sheet Brass Impeller</p> <p>MPPT DC Controller Features:</p> <ol style="list-style-type: none"> 1.MPPT function,high utilization of solar energy 2.Protection grade:IP55; 3.Working temperature range:-16℃~60℃ 4.LED displays working status; 5Automatic start and stop 6.Water shortage protection; 7.Soft Start,Soft Stop 8.Power anti-reverse connection protection 9.High standard voltage resistance components <p>Application:</p> <p>Agricultural Irrigation Aquaculture Farming Garden and Home use Solar pumping water system</p>
---	---	---


Solar pump -DKJS

	<p>Technical data:</p> <p>Max flow Q: 5m³ /h Head max H: 55m</p> <p>Controller usage parameter: Controller: 0.27-1.1kw Working temperature: -15~60℃ Voltage: 40 - 144V Protection grade: IP65</p>	<p>Description:</p> <p>High efficiency permanent magnet brushless synchronous motor High temperature resistant NdFeb permanent magnet 304 stainless steel pump shaft 600 cold rolled high quality silicon steel sheet Engineering plastic impeller</p> <p>Application:</p> <p>Agricultural Irrigation Aquaculture Farming Garden and Home use Solar pumping water system</p>
---	---	--




Pump unit


Variable frequency constant pressure water supply equipment -ALCB series

	<p>Technical data: Flow range: 20-110m³/h Power range: 2.2-22kw Equipment material: Stainless steel SUS304 or 316L Equipment thickness: 3-6mm Equipment power supply: AC380V Variable frequency control: single frequency conversion Operation mode: Smart remote control Automatic/- key emergency: INTER network/wireless</p>	<p>Description: External large capacity storage of stainless steel water tank, all-weather continuous operation, science and technology to ensure domestic water. Food grade SUS304, intelligent constant pressure water supply, intelligent constant pressure water supply, liquid level intelligent detection, small flow triggering system, remote monitoring and management, leak prevention system, one click emergency, online water quality monitoring, touch based management permissions.</p> <p>Applications: Suitable for any area with insufficient tap water pressure or small pipe diameter.</p>
---	---	---

Tank type non negative pressure pipe network pressurized stable flow water supply equipment -ALCW series

	<p>Technical data: Flow range: 20-110m³/h Power range: 2.2-22kw Equipment material: Stainless steel SUS304 or 316L Equipment thickness: 3-6mm Equipment power supply: AC380V Variable frequency control: single frequency conversion Operation mode: automatic/one click emergency Smart remote control: INTER network/wireless</p>	<p>Description: Fully enclosed variable frequency, cleaner water source. Automatic stacking, eliminating negative pressure, higher efficiency, energy-saving and environmentally friendly. Balance water pressure and stabilize output. Food grade SUS304, touch sensitive management permissions, intelligent constant pressure water supply, leak prevention system, one click emergency, automatic stacking, negative pressure suppression, online water quality monitoring</p> <p>Applications: Residential communities, office buildings, shopping malls, schools, military units, factories, bathhouses, scenic spots, government office buildings, renovation of old pump rooms, etc; The production and domestic water supply of industrial and mining enterprises, as well as various circulating water systems.</p>
---	---	---


Fire stabilizing water supply complete equipment - WZ-ALXBF series

	<p>Flow range: 1-5L/S Head range: 30-160m Material: Stainless steel impeller, stainless steel pump shaft</p>	<p>Description: Developed in strict accordance with the newly issued GB6245-2006 "Performance Requirements and Test Methods for Fire Pumps" by the state, this high-efficiency and energy-saving product. The fire stabilizing pump matched with the product can also be used as a pump for the fire stabilizing system and independently applied to the stabilizing system of the fire engineering. Its technical parameters are executed according to the corresponding parameters of the fire stabilizing pump.</p> <p>Applications: water supply system for fire hydrants in industrial and mining enterprises, public institutions, engineering construction, high-rise buildings, and residential areas, as well as for stabilizing and replenishing automatic sprinkler fire extinguishing water systems.</p>
---	--	--




Control cabinet


Pump specific control cabinet - ALK series

	<p>Technical data: Motor power: P max. 315kw Control quantity: Q max. 5 units Environmental temperature: -10 to +40 °C Relative humidity: 20% to 90%</p>	<p>Description: Selecting well-known low-voltage electrical appliances and sensing devices, with programmable control, simple and clear design, and high control accuracy.</p> <p>Applications: Various types of water pump motors are used for start stop control, automatic control of main circuit, short circuit, phase loss overload, special control of liquid level, pressure, temperature, and time, and special control for submersible sewage pumps and fire pumps can be specially designed for special needs.</p>
---	--	---

Variable frequency control cabinet - ALBK

	<p>Technical data: Motor power: P max. 315kw Control quantity: Q unlimited Environmental temperature: -10-+40 °C Relative humidity: 20% to 90%</p>	<p>Description: International renowned intelligent variable frequency constant voltage speed regulator and programmable microcomputer controller with digital PID closed-loop regulation, keyboard operation with digital display, fully automatic operation.</p> <p>Applications: Constant pressure water supply control for industry, life, and fire protection, constant temperature and pressure control for air conditioning cooling water circulation, automatic water supply control for city square music and fountains.</p>
---	--	--





Dual power switching control cabinet - ALDK


	<p>Technical data: Motor power: P max. 300kw Control quantity: Q Max. 4 power sources Environmental temperature: -10 to +40°C Relative humidity: 20% to 90%</p>	<p>Description: Compliant with the national standard GB6245-1998 "Performance Requirements and Experimental Methods for Fire Protection Systems", ensuring the reliability of fire water supply, dual power supply switching power supply, two power supplies can be manually or automatically switched, with two control modes of mutual switching and automatic switching and self recovery.</p> <p>Applications: Dual power supply control for fire pumps and communication pumps, and white switching power supply control for fire hydrants and sprinklers.</p>
---	--	--



Accessory

Various types of mechanical seals			
			
			

Various types of impellers			
			

Various types of accessories			
			
			
			

Nanjing Suou Pump Valve Co., Ltd. is a well-known company in the pump and valve industry. Focusing on the research and development, sales and technical services of various pumps and valves, it has an experienced team with professional technical knowledge.

Nanjing Suou Pump Valve Co., Ltd. adheres to "doing valuable things". Based on China's strong manufacturing capabilities, it uses its own technical capabilities and industry experience to integrate the resources of the pump and valve industry chain. It has established connections with dozens of domestic pump and valve manufacturing enterprises, exchanges product resources, and strengthens process quality control. It provides pump and valve products with technical satisfaction, reliable quality, appropriate price and shorter delivery time for the consideration of customers, so as to help customers save comprehensive costs.

In addition, Nanjing Suou Pump Valve Co., Ltd. also pays close attention to technological innovation, continuously explores and introduces new products and new materials to meet the needs of customers in different working conditions. It has established good cooperative relationships with many domestic and foreign customers, and its products are widely used in different fields and industries. In general, in the field of pump and valve, it is a reliable and trustworthy partner.

Pump.Valve



Let others follow you by scanning your QR code

TikTok

WhatsApp 联系人



Name: Nanjing Suou Pump Valve Co.ltd

Tel: +86 02558808446

Email: 13914479750@163.com

Web: www.sopump.com

Add: Room 1605, G1 Green Space window, 9 Jinyuan Road, Jiangning District, Nanjing City